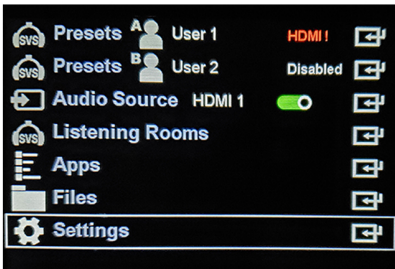


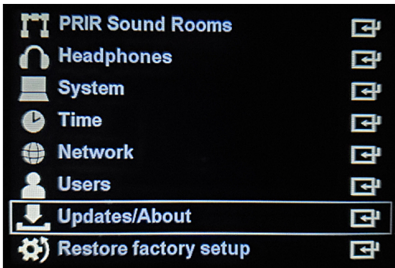
# FILE SAVING INSTRUCTIONS

## A16 LOG FILE

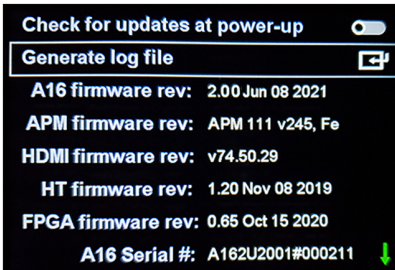
1. FROM THE HOME SCREEN  
CLICK SETTINGS.



2. THEN CLICK  
UPDATES/ABOUT



3. THEN CLICK  
GENERATE LOG FILE



## UPLOADING INSTRUCTIONS

ONCE YOU HAVE THE LOG FILE SAVED TO YOUR  
MICROSD CARD... PLEASE DOWNLOAD IT  
TO YOUR COMPUTER.

THE A16 LOG FILE IS LOCATED IN THE MAIN  
“REALISER” FOLDER. THE FILE NAME WILL END  
WITH THE SUFFIX “.BIN”... A162U2001\_000211.BIN

\* COMPRESSING “ZIPPING” THE A16 LOG FILE  
FILE WILL BE NECESSARY BEFORE  
BEFORE EITHER FILE CAN BE UPLOADED  
AT THE CHECKOUT.

IF YOU NEED FURTHER ASSISTANCE...  
PLEASE EMAIL ME AT [INFO@3DSOUNDSHOP.COM](mailto:INFO@3DSOUNDSHOP.COM)

THANKS